

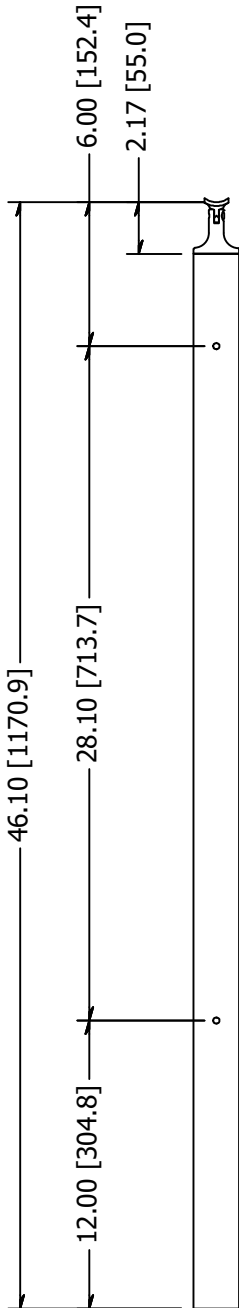




PARTS LIST

ITEM	QTY	PART NUMBER	DESCRIPTION
1	1	LG31942EEMA	End Post, Stainless Steel, 1-1/2 Inch Pipe (1.90 OD) Sch 40, 42 High, Brushed Satin Finish, Grade 316, Embed Mount, Post Assm
2	2	GR310R.4-R	Clip, Stainless Steel, Panel Mounting, Radius Base for 1-1/2" Pipe, Square Type, #4 Satin Finish, Type 316
3	2	SHC3NM08C-0020	Screw, Stainless Steel, M8-1.25 x 20mm, Socket Head Cap Screw, A4-70
4	1	SS507	SADDLE, SWIVEL, CAST W/ HOLES



REVISION HISTORY		
REV	DESCRIPTION	DATE
2	Drawing Update	6/25/2019

<p>TOLERANCE</p> <p>UNLESS OTHERWISE NOTED, TOLERANCES TO CONFORM TO ES.03.011</p>	MATERIAL:	316 Stainless		<p>DESCRIPTION: End Post, Stainless Steel, 1-1/2 Inch Pipe (1.90 OD) Sch 40, 42 High, Brushed Satin Finish, Grade 316, Embed Mount, Round Clips</p>
	FINISH:	Satin Brushed		
	WEIGHT:	N/A		<p>DATE: 6/25/2019</p> <p>DRAWN BY: T. Kolbach</p> <p>ITEM NUMBER: LG31942BEEM.4</p>
				<p>REV: 2</p> <p>WAGNER 10600 W Brown Deer Rd Milwaukee, WI 53224</p> <p>COLLABORATIVE METALWORKS http://www.wagnercompanies.com/</p>

